

1" Round Button Template

Save in one of the following formats: .ai .eps .pdf
Vector artwork preferred over raster based image.
Minimum resolution at 150dpi, max 600 dpi

1 Position and scale your design into the Artwork layer.



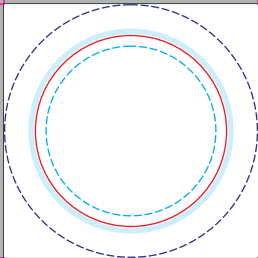
2 Embed all external links and images




3 Outline or rasterize your fonts




Art canvas area = 1.32" x 1.32"



 **Safe Area** (0.875" Diameter)

Keep Important Text and Graphics inside Dashed Circle

 **Button Face** (1" Diameter)

Button Surface Area Visible Before Outer Edge.

 **Copyright Area**

Any Text in this Area will Appear on the Side of the Button

 **Outer Edge** (1.32" Diameter)

Area that will Wrap Around Button. Cut Line for Artwork.



Bleed Margins

Extend Artwork Bleed to the Corners of the Bleed Registration Marks.