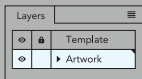


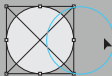
1.75" x 2.75 Oval Button Template

Save in one of the following formats: .ai, .eps, .pdf
Vector artwork preferred over raster based image.
Minimum resolution at 150dpi, max 600 dpi

- ① Position and scale your design onto the **Artwork** layer.



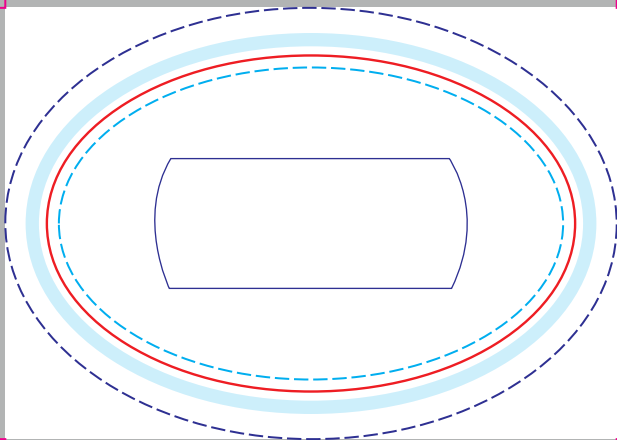
- ② Embed all external links and images



- ③ Outline or rasterize your fonts



Art canvas area = 2.2458" x 3.1828"



--- Safe Area (1.625" x 2.625")

Keep Important Text and Graphics inside Dotted Circle

— Button Face (1.75" x 2.75")

Button Surface Area Visible Before Outer Edge.

— Copyright Area

Any Text in this Area will Appear on the Side of the Button

--- Outer Edge (2.2458" x 3.1828")

Area that will Wrap Around Button. Cut Line for Artwork.

— Bleed Margins

Extend Artwork Bleed to the Corners of the Bleed Registration Marks.

— Window

Cut Line of the window