

2" Round Button Template

Save in one of the following formats: .ai .eps .pdf
Vector artwork preferred over raster based image.
Minimum resolution at 150dpi, max 600 dpi

① Position and scale your design onto the Artwork layer.




② Embed all external links and images.




③ Outline or rasterize your fonts.




Art canvas area = 2.36" x 2.36"



 **Safe Area** (1.75" Diameter)

Keep Important Text and Graphics Inside Dotted Circle

 **Button Face** (2" Diameter)

Button Surface Area Visible Before Outer Edge.

 **Copyright Area**

Any Text in this Area will Appear on the Side of the Button

 **Outer Edge** (2.36" Diameter)

Area that will Wrap Around Button. Cut Line for Artwork.

Bleed Margins

Extend Artwork Bleed to the Corners of the Bleed Registration Marks.