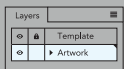


## 2.5" Round Window Button Template

Save in one of the following formats: .ai .eps .pdf  
Vector artwork preferred over raster based image.  
Minimum resolution at 150dpi, max 600 dpi

- ① Position and scale your design onto the **Artwork** layer.



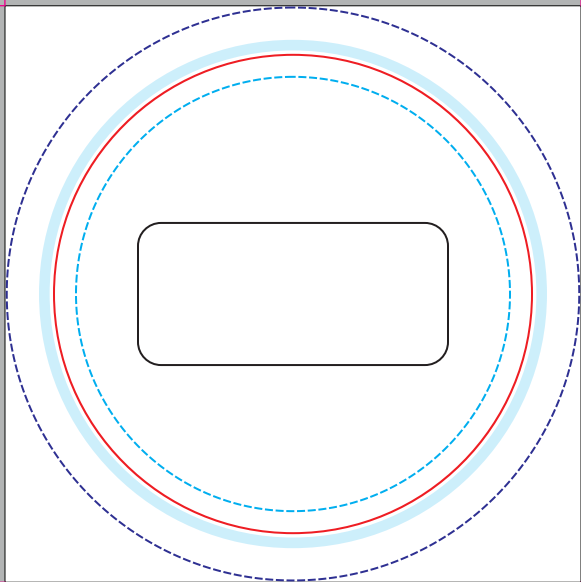
- ② Embed all external links and images



- ③ Outline or rasterize your fonts



Art canvas area = 3" x 3"



 **Safe Area** (2.25" Diameter)


Keep Important Text and Graphics inside Dotted Circle

 **Button Face** (2.5" Diameter)

Button Surface Area Visible Before Outer Edge.

 **Copyright Area**

Any Text in this Area will Appear on the Side of the Button

 **Outer Edge** (3" Diameter)

Area that will Wrap Around Button. Cut Line for Artwork.

 **Bleed Margins**

Extend Artwork Bleed to the Corners of the Bleed Registration Marks.

 **Window**

Cut Line of the window