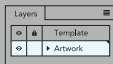


2.5" Square Button Template

Save in one of the following formats: .ai, .eps, .pdf
Vector artwork preferred over raster based image.
Minimum resolution at 150dpi, max 600 dpi

① Position and scale your design onto the **Artwork** layer.




② Embed all external links and images



③ Outline or rasterize your fonts




Art canvas area = 3.75" x 3.75"



 **Safe Area** (2.25" Square)

Keep Important Text and Graphics inside Dotted Circle

 **Button Face** (2.5" Square)

Button Surface Area Visible Before Outer Edge.

 **Copyright Area**

Any Text in this Area will Appear on the Side of the Button

 **Outer Edge** (3.75" Square)

Area that will Wrap Around Button. Cut Line for Artwork.

Bleed Margins

Extend Artwork Bleed to the Corners of the Bleed Registration Marks.