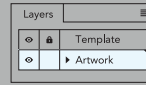


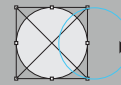
6" Round Button Template

Save in one of the following formats: .ai .eps .pdf
Vector artwork preferred over raster based image.
Minimum resolution at 150dpi, max 600 dpi

① Position and scale your design onto the **Artwork** layer.




② Embed all external links and images



③ Outline or rasterize your fonts



Art canvas area = 6.7" x 6.7"



 **Safe Area** (5.75" Radius)
Keep Important Text and Graphics inside Dotted Circle

 **Button Face** (6" Radius)
Button Surface Area Visible Before Outer Edge.

 **Bleed Margins**
Extend Artwork Bleed to the Corners of the Bleed Registration Marks.

 **Copyright Area**
Any Text in this Area will Appear on the Side of the Button

 **Outer Edge** (6.7" Radius)
Area that will Wrap Around Button. Cut Line for Artwork.