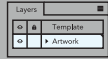


# 6" Round Hand Fan Template

Save in one of the following formats: .ai, .eps, .pdf  
Vector artwork preferred over raster based image.  
Minimum resolution at 150dpi, max 600 dpi

① Position and scale your design onto the Artwork layer.



② Embed all external links and images




③ Outline or rasterize your fonts



## Front

Art canvas area = 6.25" x 6.25"



**Safe Area (5.75" Diameter)**

Keep Important Text and Graphics inside Dotted Circle

**Die Cut (6" Diameter)**

Button Card edge.  
Cut line for the Artwork.

**Bleed (6.25" Diameter)**

Extend Artwork to the Bleed

**Handle Placement**

Hand Fan Handle placement area

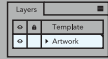
**Bleed Margins**

Extend Artwork Bleed to the corners of the Bleed Registration Marks.

# 6" Round Hand Fan Template

Save in one of the following formats: .ai .eps .pdf  
Vector artwork preferred over raster based image.  
Minimum resolution at 150dpi, max 600 dpi

① Position and scale your design onto the Artwork layer.



② Embed all external links and images.



③ Outline or rasterize your fonts.



**Back**

Art canvas area = 6.25" x 6.25"

