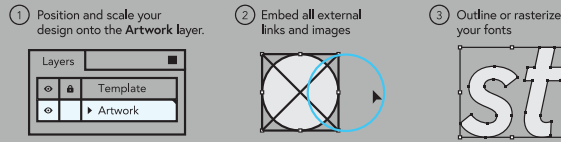



6.5” Heart Hand Fan Template

Save in one of the following formats: .ai .eps .pdf
Vector artwork preferred over raster based image.
Minimum resolution at 150dpi, max 600 dpi



Front

Art canvas area = 6.75” x 6.8369”



Safe Area (6.25” x 6.1654”)

Keep Important Text and Graphics inside Dotted Circle

Die Cut (6.5” x 6.5”)

Button Card edge.
Cut line for the Artwork.

Bleed Margins

Extend Artwork Bleed to the corners of the Bleed Registration Marks.

Bleed (6.75” x 6.8369”)

Extend Artwork to the Bleed

Handle Placement

Hand Fan Handle placement area

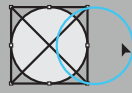
6.5” Heart Hand Fan Template

Save in one of the following formats: .ai .eps .pdf
Vector artwork preferred over raster based image.
Minimum resolution at 150dpi, max 600 dpi

① Position and scale your design onto the Artwork layer.



② Embed all external links and images



③ Outline or rasterize your fonts



Back

Art canvas area = 6.75” x 6.8369”

