

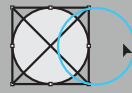
8" Stop Sign Hand Fan Template

Save in one of the following formats: .ai .eps .pdf
Vector artwork preferred over raster based image.
Minimum resolution at 150dpi, max 600 dpi

① Position and scale your design onto the **Artwork** layer.



② Embed all external links and images




③ Outline or rasterize your fonts



Front

Art canvas area = 8.25" x 8.25"



Safe Area (7.75" x 7.75")

Keep Important Text and Graphics inside Dotted Circle

Die Cut (8" x 8")

Button Card edge.
Cut line for the Artwork.

Bleed (8.25" x 8.25")

Extend Artwork to the Bleed

Handle Placement

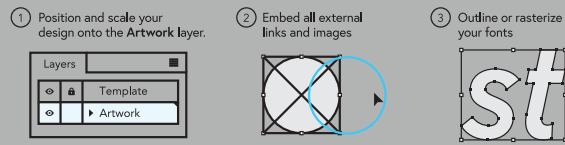
Hand Fan Handle placement area

Bleed Margins

Extend Artwork Bleed to the corners of the Bleed Registration Marks.

8" Stop Sign Hand Fan Template

Save in one of the following formats: .ai .eps .pdf
Vector artwork preferred over raster based image.
Minimum resolution at 150dpi, max 600 dpi



Back

Art canvas area = 8.25" x 8.25"

