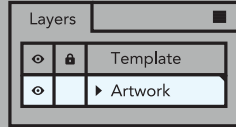


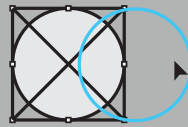
8" x 6" w/ 1/2 Round Corners Hand Fan Template

Save in one of the following formats: .ai .eps .pdf
Vector artwork preferred over raster based image.
Minimum resolution at 150dpi, max 600 dpi

① Position and scale your design onto the **Artwork** layer.



② Embed all external links and images




③ Outline or rasterize your fonts



Front

Art canvas area = 8.25" x 6.25"



Safe Area (7.75" x 5.75")

Keep Important Text and Graphics inside Dotted Circle

Die Cut (8" x 6")

Button Card edge.
Cut line for the Artwork.

Bleed (8.25" x 6.25")

Extend Artwork to the Bleed

Handle Placement

Hand Fan Handle placement area

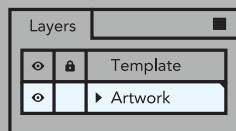
Bleed Margins

Extend Artwork Bleed to the corners of the Bleed Registration Marks.

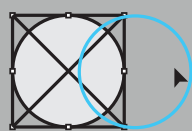
8" x 6" w/ 1/2 Round Corners Hand Fan Template

Save in one of the following formats: .ai .eps .pdf
Vector artwork preferred over raster based image.
Minimum resolution at 150dpi, max 600 dpi

① Position and scale your design onto the **Artwork** layer.



② Embed all external links and images



③ Outline or rasterize your fonts



Back

Art canvas area = 8.25" x 6.25"

