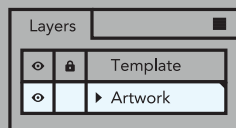


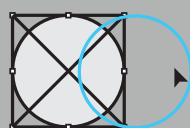
# 8" x 6" w/ 1/2 Round Corners Sandwich Hand Fan Template

Save in one of the following formats: .ai .eps .pdf  
Vector artwork preferred over raster based image.  
Minimum resolution at 150dpi, max 600 dpi

① Position and scale your design onto the **Artwork** layer.



② Embed all external links and images




③ Outline or rasterize your fonts



**Front**

Art canvas area = 8.25" x 6.25"



**Safe Area** (7.75" x 5.75")

Keep Important Text and Graphics inside Dotted Circle

**Die Cut** (8" x 6")

Button Card edge.  
Cut line for the Artwork.

**Bleed** (8.25" x 6.25")

Extend Artwork to the Bleed

**Handle Placement**

Hand Fan Handle placement area

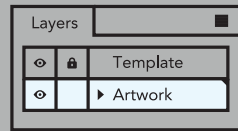
**Bleed Margins**

Extend Artwork Bleed to the corners of the Bleed Registration Marks.

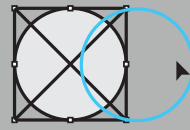
# 8" x 6" w/ 1/2 Round Corners Sandwich Hand Fan Template

Save in one of the following formats: .ai .eps .pdf  
Vector artwork preferred over raster based image.  
Minimum resolution at 150dpi, max 600 dpi

① Position and scale your design onto the **Artwork** layer.



② Embed all external links and images



③ Outline or rasterize your fonts



**Back**

Art canvas area = 8.25" x 6.25"

